

**NEVADA COMMISSION ON
HOMELAND SECURITY
JANUARY 29, 2018
10:00 A.M.**



AGENDA ITEM #5

HOMELAND SECURITY GRANT PROGRAM OVERVIEW

**A REVIEW OF THE 2017 THIRA AND SPR PROCESS,
COMMISSION PRIORITIES AND HSGP INVESTMENTS, AND
THE DEVELOPMENT OF FFY 2018 PRIORITIES.**



Caleb Cage, Chief and Homeland Security Advisor (HSA)

Nevada Division of Emergency Management and Homeland Security

John Steinbeck, Deputy Chief and Urban Area Administrator (UAA)

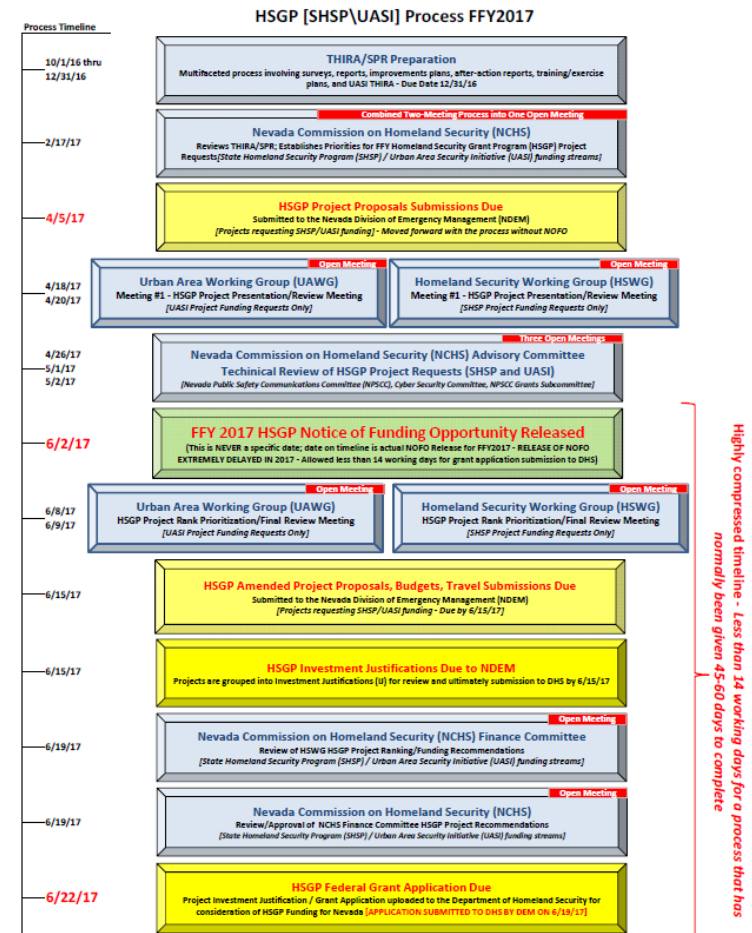
**Las Vegas Urban Area - Clark County Fire Department, Office of Emergency Management and
Homeland Security**



2017 HSGP PROCESS

AGENDA ITEM 5, I.

- 2017 THIRA and SPR Development
- Delayed 2017 HSGP NOFO
- **Challenges:**
 - Logistics and timing for deliverable deadlines
 - Compression of meeting schedule to align with NOFO deadlines

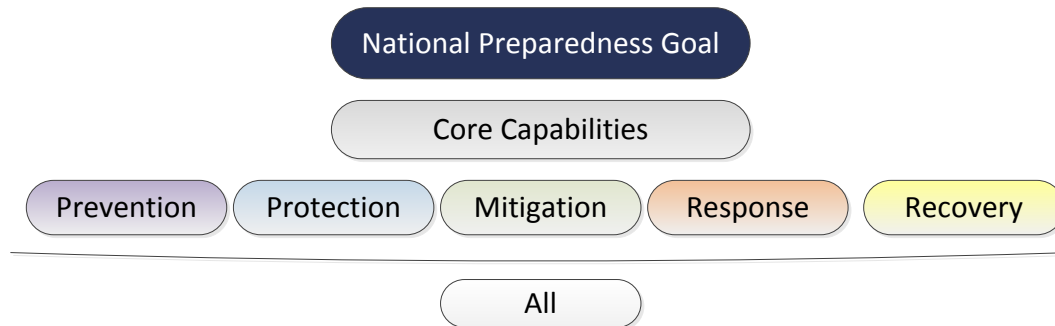




2017 COMMISSION PRIORITIES

AGENDA ITEM #5, I.

| Nevada Commission on Homeland Security Approved Priorities for 2017 | | |
|--|--------------------------------------|-----------------------|
| Ranking | Core Capability | Mission Area |
| 1 | Cybersecurity | Protection |
| 2 | Intelligence and Information Sharing | Prevention/Protection |
| 3 | Public Information and Warning | All |
| 4 | Operational Coordination | All |
| 5 | Operational Communication | Response |





2017 HSGP INVESTMENTS

AGENDA ITEM #5, I.

46 HSGP PROJECT PROPOSALS SUBMITTED TO DEM

- Consisted of SHSP, UASI, and SHSP/UASI combined projects
- 36 of the 46** proposals submitted were approved for funding thru the HSGP
- The HSWG recommendations for statewide funding requests totaled **\$4,552,908.00**;
- The UAWG recommendations for UASI-only funding requests totaled **\$1,706,642.00**.
- A combined total of **\$6,259,550.00** in HSGP funding recommendations were approved by the Commission and subsequently approved by DHS.

| FFY 2017 HSGP | | | |
|--|---|-----------------|-----------------|
| SH SP and SH SP/UASI Combined Project Ranking | | | |
| Rank | Project Name | SHSP Allocation | UASI Allocation |
| 1 | Southern Nevada Counter Terrorism Center | \$838,050.00 | \$544,008.00 |
| 2 | Nevada Threat Analysis Center | \$910,825.00 | \$- |
| 3 | Washoe County Sheriff's Office Cybersecurity | \$84,000.00 | \$- |
| 4 | Homeland Security Working Group | \$29,600.00 | \$- |
| 5 | Northeast Nevada Citizen Corps CERT Program | \$55,157.00 | \$- |
| 6 | Washoe County Sheriff's Office Citizen Corps Program | \$92,149.00 | \$- |
| 7 | Cyber Security Capabilities | \$250,000.00 | \$- |
| 8 | Statewide Interoperability Coordinator (SWIC) | \$59,641.00 | \$- |
| 9 | Douglas County CERT Program | \$21,000.00 | \$- |
| 10 | Statewide NIM S™ | \$401,868.00 | \$- |
| 11 | North Central Nevada Mobile Command Vehicle Mobile Dispatch | \$78,576.00 | \$- |
| 12 | Statewide Continuity of Operations Sustainment | \$115,000.00 | \$- |
| 13 | Public Warning and Public Information | \$185,000.00 | \$- |
| 14 | Southern Nevada Community Emergency Response Team CERT | \$68,135.00 | \$225,000.00 |
| 15 | Northern Nevada Bomb Technicians Task Force Operational Coordination Training Exercise | \$58,532.00 | \$- |
| 16 | Consolidated Bomb Squad | \$18,703.00 | \$- |
| 17 | Tahoe Douglas Fire District Radio Program | \$72,368.00 | \$- |
| 18 | CBRNE Response and Exploitation | \$230,000.00 | \$219,500.00 |
| 19 | Pyramid Lake Emergency Response Radio Equipment | \$104,345.00 | \$- |
| 20 | Nevada Tribal NIM S | \$99,896.00 | \$- |
| 21 | Regional Aviation Enforcement RAVEN | \$242,210.00 | \$- |
| 23 | Nye County Unmanned Aircraft System and Support Vehicle** | \$43,543.00 | \$- |
| Subtotal of SHSP and SHSP/UASI Ranked Projects: | | \$3,564,400.00 | \$988,508.00 |
| Combined Subtotal of SHSP and SHSP/UASI Ranked Projects: | | | \$4,552,908.00 |
| FFY 2017 HSGP | | | |
| UASI Only (**Not ranked by the HSWG) | | | |
| Rank | Project Name | | UASI Allocation |
| * | Southern Nevada SCADA System Cybersecurity Assessment | | \$1,210,722.00 |
| * | Mesquite Network Security | | \$18,820.00 |
| * | Public Health Analytical SNCTC FTE | | \$85,780.00 |
| * | Clark County Emergency Operation Center Enhancements | | \$293,000.00 |
| * | North Las Vegas Office of Emergency Management Vehicle and Establishment of MCI Vehicle | | \$70,000.00 |
| * | Las Vegas Bomb Squad EOD Tactical Integration | | \$120,870.00 |
| * | CBRNE Monitoring | | \$285,500.00 |
| * | Enterprise Surveillance System | | \$200,000.00 |
| * | Emergency Management Operational Coordination | | \$60,000.00 |
| * | Metropolitan Medical Response System | | \$125,000.00 |
| * | Clark County Emergency Communication Project | | \$32,000.00 |
| * | School Radio Interoperable Communication | | \$200,000.00 |
| * | Southern Nevada Health District Infrastructure Security | | \$35,000.00 |
| * | Enhanced Communications for Emergency Call Center Activities | | \$60,000.00 |
| Subtotal of UASI Only Projects: | | | \$1,706,642.00 |
| Combined Total of SHSP, SHSP/UASI, and UASI-Only Projects for FFY 2017 HSGP: | | | \$6,259,550.00 |



HSGP INVESTMENT STATUS INTO 2018

AGENDA ITEM #5, I.

STATE HOMELAND SECURITY PROGRAM (SHSP) 2015

- Initial Grant Award - \$3,547,775
- Claims - \$3,187,030.03
- Deob/Reob - \$91,262.62
 - State push for 1 October support
- Balance - \$269,482,35
- Percent Spent – 90%

| FFY15 SHSP Updated as of 1/12/18 | | | | | |
|---|------------------------|------------------------|--------------------------|----------------------|------------|
| SUBGRANTEE (COUNTY) | GRANT AWARD | CLAIMS | Deobligated/ Reobligated | Balance | % Spent |
| Carson City Emergency Mgmt. | | | | | |
| Carson City Mass Care & Shelter | \$ 196,866.00 | \$ 166,609.00 | \$ 20,615.72 | \$ 9,641.28 | 85% |
| City of Las Vegas | | | | | |
| CCP | \$ 44,108.00 | \$ 43,327.75 | \$ 780.25 | \$ - | 98% |
| City of Reno | | | | | |
| Triad Radio & WMD CBRNE | \$ 80,034.90 | \$ 75,609.00 | \$ 4,425.90 | \$ - | 94% |
| City of Sparks | | | | | |
| Duo Dote Nerve Agent Antidote | \$ 6,966.00 | \$ 2,786.40 | \$ 4,179.60 | \$ - | 40% |
| Douglas County | | | | | |
| CCP | \$ 19,075.00 | \$ 18,882.94 | \$ 192.06 | \$ - | 99% |
| Elko | | | | | |
| CCP | \$ 63,269.00 | \$ 63,269.00 | \$ - | \$ - | 100% |
| ITCN | | | | | |
| Tribal NIMS | \$ 103,106.65 | \$ 88,040.42 | \$ 15,066.23 | \$ - | 85% |
| LVMPD | | | | | |
| Fusion Center | \$ 539,140.00 | \$ 521,950.78 | \$ - | \$ 17,189.22 | 97% |
| CBRNE | \$ 310,000.00 | \$ 295,944.94 | \$ - | \$ 14,055.06 | 95% |
| North Lyon County | | | | | |
| CCP | \$ 19,740.00 | \$ 19,129.30 | \$ 610.70 | \$ - | 97% |
| Washoe County OEM | | | | | |
| Public Information and Warning | \$ 100,000.00 | \$ 100,000.00 | \$ - | \$ - | 100% |
| Statewide COOP Sustainment | \$ 70,000.00 | \$ 70,000.00 | \$ - | \$ - | 100% |
| Statewide Recovery Initiative | \$ 175,000.00 | \$ 149,325.48 | \$ 6,873.36 | \$ 18,801.16 | 85% |
| Northern Nevada Radio Cache | \$ 99,979.45 | \$ 99,979.45 | \$ - | \$ - | 100% |
| Washoe County Sheriff | | | | | |
| CCP | \$ 44,973.00 | \$ 42,661.91 | \$ 2,291.09 | \$ - | 95% |
| Cyber Security | \$ 134,100.00 | \$ 134,010.41 | \$ - | \$ 89.59 | 100% |
| Douglas County | | | | | |
| PIO Training (supp.) | \$ - | \$ 1,600.00 | \$ (1,600.00) | \$ - | 100% |
| Storey County | | | | | |
| Quad County Exercise (supp) | \$ - | \$ 8,595.00 | \$ (8,600.00) | \$ 5.00 | 100% |
| Department of Administration | | | | | |
| Cyber Protection | \$ 468,842.00 | \$ 465,922.47 | \$ 2,919.53 | \$ 0.00 | 99% |
| DPS/NDI | | | | | |
| Fusion Center | \$ 625,964.00 | \$ 538,884.15 | \$ - | \$ 87,079.85 | 86% |
| DPS/DEM | | | | | |
| CCP | \$ 9,150.00 | \$ 559.81 | \$ - | \$ 8,590.19 | 6% |
| Resource Management & Credentialing | \$ 111,830.00 | \$ 6,565.21 | \$ 15,000.00 | \$ 90,264.79 | 6% |
| Training | \$ 126,257.00 | \$ 124,657.00 | \$ 1,600.00 | \$ - | 99% |
| Exercise | \$ 34,592.00 | \$ 25,992.00 | \$ 8,600.00 | \$ - | 75% |
| Planning | \$ 49,821.00 | \$ 25,412.89 | \$ 6,000.00 | \$ 18,408.11 | 51% |
| Statewide Interoperable Communication Program | \$ 67,121.00 | \$ 54,812.82 | \$ 12,308.18 | \$ - | 82% |
| HSWG Process | \$ 47,840.00 | \$ 42,481.90 | \$ - | \$ 5,358.10 | 89% |
| Total | \$ 3,547,775.00 | \$ 3,187,030.03 | \$ 91,262.62 | \$ 269,482.35 | 90% |



HSGP INVESTMENT STATUS INTO 2018

AGENDA ITEM #5, I.

URBAN AREA SECURITY INITIATIVE (UASI) 2015

- Initial Grant Award - \$2,850,000
- Claims - \$2,614,132.24
- Deob/Reob - \$23,391.48
- Balance - \$212,476.28
- Percent Spent – 92%

| FFY15 UASI Updated as of 1/12/18 | | | | | |
|--|------------------------|------------------------|-----------------------------|----------------------|------------|
| SUBGRANTEE (COUNTY) | GRANT AWARD | CLAIMS | Deobligated/ Reobligated | Balance | % Spent |
| City of Henderson | | | | | |
| Regional Hazmat Response/City of Henderson | \$ 544,000.00 | \$ 544,000.00 | \$ - | \$ - | 100% |
| City of Las Vegas | | | | | |
| Web Application Firewall | \$ 31,000.00 | \$ 30,016.60 | \$ 983.40 | \$ - | 97% |
| Oracle Access Manager | \$ 110,000.00 | \$ 22,000.00 | \$ - | \$ 88,000.00 | 20% |
| MMRS | \$ 198,541.00 | \$ 133,246.60 | \$ 40,000.00 | \$ 25,294.40 | 67% |
| CERT | \$ 190,912.00 | \$ 190,721.92 | \$ 190.08 | \$ - | 100% |
| City of Mesquite | | | | | |
| Radio Encryption Project | \$ 185,640.00 | \$ 185,622.10 | \$ - | \$ 17.90 | 100% |
| Clark County | | | | | |
| Disaster Recovery | \$ 180,000.00 | \$ 150,000.00 | \$ 30,000.00 | \$ - | 83% |
| Video Conference Equipment | \$ 91,000.00 | \$ 90,785.00 | \$ 215.00 | \$ - | 100% |
| WebEOC Enhancement | \$ 76,164.00 | \$ 76,161.00 | \$ 3.00 | \$ - | 100% |
| Video Conference Cloud (supp.) | \$ - | \$ - | \$ (18,000.00) | \$ 18,000.00 | 0% |
| MCI Equipment | \$ - | \$ - | \$ (30,000.00) | \$ 30,000.00 | 0% |
| LVMPD | | | | | |
| Fusion Center | \$ 995,743.00 | \$ 984,669.52 | \$ - | \$ 11,073.48 | 99% |
| CBRNE/ARMOR | \$ 247,000.00 | \$ 206,909.50 | \$ - | \$ 40,090.50 | 84% |
| Total | \$ 2,850,000.00 | \$ 2,614,132.24 | \$ 23,391.48 | \$ 212,476.28 | 92% |



HSGP INVESTMENT STATUS INTO 2018

AGENDA ITEM #5, I.

STATE HOMELAND SECURITY PROGRAM (SHSP) 2016

- Initial Grant Award - \$3,547,775
- NIMS Award Held
- Claims - \$719,114.87
- Deob/Reob - \$9,500
- Balance - \$2,819,160.13
- Percent Spent – 20%

| FFY16 SHSP Updated as of 1/12/18 | | | | | |
|--|------------------------|----------------------|-----------------------------|------------------------|------------|
| SUBGRANTEE (COUNTY) | GRANT AWARD | CLAIMS | Deobligated/ Reobligated | Balance | Spent |
| City of Henderson | | | | | |
| Cyber Incident Response Planning | \$ 52,000.00 | \$ - | \$ - | \$ 52,000.00 | 0% |
| City of Las Vegas | | | | | |
| CERT | \$ 47,700.00 | \$ - | \$ - | \$ 47,700.00 | 0% |
| City of Reno | | | | | |
| Triad CBRNE Response | \$ 261,626.00 | \$ 63,145.33 | \$ - | \$ 198,480.67 | 24% |
| Douglas County | | | | | |
| CERT | \$ 18,000.00 | \$ 12,414.45 | \$ - | \$ 5,585.55 | 69% |
| Elko NE Nevada | | | | | |
| CCP/CERT | \$ 56,800.00 | \$ 28,946.64 | \$ - | \$ 27,853.36 | 51% |
| Ely Shoshone Tribe | | | | | |
| Cybersecurity | \$ 3,000.00 | \$ - | \$ - | \$ 3,000.00 | 0% |
| Inter-Tribal Council of Nevada | | | | | |
| NIMS(award being held) | \$ 49,000.00 | \$ - | \$ - | \$ 49,000.00 | 0% |
| Las Vegas Fire | | | | | |
| Bomb Squad | \$ 139,068.00 | \$ 139,068.00 | \$ - | \$ - | 100% |
| LVMPD | | | | | |
| CBRNE | \$ 395,640.00 | \$ - | \$ - | \$ 395,640.00 | 0% |
| Fusion | \$ 645,000.00 | \$ 288,515.47 | \$ - | \$ 356,484.53 | 45% |
| North Lyon County | | | | | |
| CCP/CERT | \$ 18,000.00 | \$ 8,562.63 | \$ - | \$ 9,437.37 | 48% |
| Washoe County Emergency Mgmt. | | | | | |
| Statewide Recovery Initiative | \$ 150,000.00 | \$ 5,549.93 | \$ - | \$ 144,450.07 | 4% |
| Washoe County Sheriff | | | | | |
| Cybersecurity | \$ 25,375.00 | \$ 11,523.16 | \$ - | \$ 13,851.84 | 45% |
| CCP | \$ 67,940.00 | \$ 8,318.04 | \$ - | \$ 59,621.96 | 12% |
| Department of Administration | | | | | |
| Cyber Protection | \$ 572,306.00 | \$ - | \$ - | \$ 572,306.00 | 0% |
| DPS/NDI | | | | | |
| Fusion Center | \$ 598,075.00 | \$ 82,560.34 | \$ - | \$ 515,514.66 | 14% |
| UNR | | | | | |
| Nevada Cyber Statewide Capacity /Needs Assessment Plan | \$ 100,000.00 | \$ 305.86 | \$ - | \$ 99,694.14 | 0% |
| DPS/DEM | | | | | |
| CCP | \$ 9,150.00 | \$ - | \$ - | \$ 9,150.00 | 0% |
| Planning | \$ 23,900.00 | \$ 357.47 | \$ - | \$ 23,542.53 | 1% |
| Training | \$ 75,411.00 | \$ 42,965.40 | \$ - | \$ 32,445.60 | 57% |
| Exercise | \$ 35,415.00 | \$ 10,834.01 | \$ - | \$ 24,580.99 | 31% |
| Resource Management & Credentialing | \$ 138,618.00 | \$ 13,748.83 | \$ 9,500.00 | \$ 115,369.17 | 10% |
| HSWG Process | \$ 27,540.00 | \$ 24.26 | \$ - | \$ 27,515.74 | 0% |
| Statewide Interoperable Communication Program | \$ 38,211.00 | \$ 2,275.05 | \$ - | \$ 35,935.95 | 6% |
| Total | \$ 3,547,775.00 | \$ 719,114.87 | \$ 9,500.00 | \$ 2,819,160.13 | 20% |



HSGP INVESTMENT STATUS INTO 2018

AGENDA ITEM #5, I.

URBAN AREA SECURITY INITIATIVE (UASI) 2016

- Initial Grant Award - \$2,813,900
- Claims - \$1,025,822.57
- Deob/Reob - \$7,653.91
- Balance - \$1,780,423.52
- Percent Spent – 36%



| FFY16 UASI Updated as of 1/12/18 | | | | | |
|----------------------------------|------------------------|------------------------|--------------------------|------------------------|------------|
| SUBGRANTEE (COUNTY) | GRANT AWARD | CLAIMS | Deobligated/ Reobligated | Balance | Spent |
| City of Henderson | | | | | |
| Cyber Response Planning | \$ 84,000.00 | \$ 609.98 | \$ - | \$ 83,390.02 | 1% |
| Regional Hazmat Resp. | \$ 95,000.00 | \$ 95,000.00 | \$ - | \$ - | 100% |
| Multi Use EOC | \$ 252,663.00 | \$ 113,819.45 | \$ - | \$ 138,843.55 | 45% |
| City of Las Vegas | | | | | |
| CERT | \$ 189,091.00 | \$ 34,955.15 | \$ - | \$ 154,135.85 | 18% |
| MMRS | \$ 161,250.00 | \$ 15,077.09 | \$ - | \$ 146,172.91 | 9% |
| City of North Las Vegas | | | | | |
| P-25 Radio Phase II Upgrade | \$ 53,026.00 | \$ 53,025.99 | \$ 0.01 | \$ - | 100% |
| Clark County | | | | | |
| Southern NV IMT | \$ 35,618.00 | \$ 12,990.00 | \$ 7,389.66 | \$ 15,238.34 | 36% |
| FAO Alternate Facility | \$ 500,000.00 | \$ - | \$ - | \$ 500,000.00 | 0% |
| Emergency Communication | \$ 45,268.00 | \$ 45,003.76 | \$ 264.24 | \$ - | 99% |
| Las Vegas Fire | | | | | |
| Bomb Squad | \$ 283,757.00 | \$ 283,757.00 | \$ - | \$ - | 100% |
| LVMPD | | | | | |
| Fusion Center | \$ 912,227.00 | \$ 333,586.15 | \$ - | \$ 578,640.85 | 37% |
| CBRNE | \$ 202,000.00 | \$ 37,998.00 | \$ - | \$ 164,002.00 | 19% |
| Total | \$ 2,813,900.00 | \$ 1,025,822.57 | \$ 7,653.91 | \$ 1,780,423.52 | 36% |



HSGP INVESTMENT STATUS INTO 2018

AGENDA ITEM #5, I.

STATE HOMELAND SECURITY PROGRAM (SHSP) 2017

- Initial Grant Award - \$3,564,400
- NIMS Award Held
- Claims - \$1,022.91
- Deob/Reob - \$0
- Balance - \$3,563,377.09
- Percent Spent - .003%

| FFY17 SHSP Updated as of 1/12/18 | | | | | |
|---|------------------------|--------------------|-----------------------------|------------------------|-----------|
| SUBGRANTEE (COUNTY) | GRANT AWARD | CLAIMS | Deobligated/ Reobligated | Balance | % Spent |
| City of Las Vegas | | | | | |
| CERT | \$ 66,135.00 | \$ - | \$ - | \$ 66,135.00 | 0% |
| Douglas County | | | | | |
| CERT | \$ 21,000.00 | \$ 1,000.00 | \$ - | \$ 20,000.00 | 5% |
| Elko County | | | | | |
| CERT | \$ 65,157.00 | \$ - | \$ - | \$ 65,157.00 | 0% |
| Humboldt County Sheriff's Office | | | | | |
| N. Central NV. Mobile Command Vehicle | \$ 78,576.00 | \$ - | \$ - | \$ 78,576.00 | 0% |
| Inter-Tribal Council of Nevada | | | | | |
| NIMS(award being held) | \$ 99,898.00 | \$ - | \$ - | \$ 99,898.00 | 0% |
| LVMPD | | | | | |
| CBRNE | \$ 230,000.00 | \$ - | \$ - | \$ 230,000.00 | 0% |
| Fusion | \$ 636,050.00 | \$ 22.91 | \$ - | \$ 636,027.09 | 0% |
| Pyramid Lake Paiute Tribe | | | | | |
| Pyramid Lake Emerg. Resp. Radio Prog | \$ 104,345.00 | \$ - | \$ - | \$ 104,345.00 | 0% |
| Tahoe Douglas Fire Prot. Dist. | | | | | |
| N.NV. Bomb Tech. Taskforce | \$ 58,532.00 | \$ - | \$ - | \$ 58,532.00 | 0% |
| Tahoe Douglas Radio Program | \$ 72,368.00 | \$ - | \$ - | \$ 72,368.00 | 0% |
| Washoe County Emergency Mgmt. | | | | | |
| Statewide Continuity of Operations | \$ 115,000.00 | \$ - | \$ - | \$ 115,000.00 | 0% |
| Washoe County Sheriff | | | | | |
| Cybersecurity | \$ 84,000.00 | \$ - | \$ - | \$ 84,000.00 | 0% |
| CCP | \$ 92,149.00 | \$ - | \$ - | \$ 92,149.00 | 0% |
| Consolidated Bomb Squad | \$ 18,703.00 | \$ - | \$ - | \$ 18,703.00 | 0% |
| RAVEN | \$ 242,210.00 | \$ - | \$ - | \$ 242,210.00 | 0% |
| Department of Administration, EITS | | | | | |
| Cyber Security Capabilities | \$ 250,000.00 | \$ - | \$ - | \$ 250,000.00 | 0% |
| DPS/NDI | | | | | |
| Fusion Center | \$ 610,625.00 | \$ - | \$ - | \$ 610,625.00 | 0% |
| DPS/DEM | | | | | |
| Planning | \$ 45,750.00 | \$ - | \$ - | \$ 45,750.00 | 0% |
| Training | \$ 171,246.50 | \$ - | \$ - | \$ 171,246.50 | 0% |
| Exercise | \$ 94,314.50 | \$ - | \$ - | \$ 94,314.50 | 0% |
| Resource Management & Credentialing | \$ 59,000.00 | \$ - | \$ - | \$ 59,000.00 | 0% |
| HSWG Process | \$ 29,600.00 | \$ - | \$ - | \$ 29,600.00 | 0% |
| Statewide Interoperable Communication Program | \$ 59,641.00 | \$ - | \$ - | \$ 59,641.00 | 0% |
| Communications | \$ 75,100.00 | \$ - | \$ - | \$ 75,100.00 | 0% |
| Public information & Warning | \$ 185,000.00 | \$ - | \$ - | \$ 185,000.00 | 0% |
| Total | \$ 3,564,400.00 | \$ 1,022.91 | \$ - | \$ 3,563,377.09 | 0% |



HSGP INVESTMENT STATUS INTO 2018

AGENDA ITEM #5, I.

URBAN AREA SECURITY INITIATIVE (UASI) 2017

- Initial Grant Award - \$2,695,150
- Claims - \$0
- Deob/Reob - \$0
- Balance - \$2,695,150
- Percent Spent – 0%

| FFY17 UASI Updated as of 1/12/18 | | | | | |
|--|------------------------|-------------|-----------------------------|------------------------|-----------|
| SUBGRANTEE (COUNTY) | GRANT AWARD | CLAIMS | Deobligated/ Reobligated | Balance | % Spent |
| City of Las Vegas | | | | | |
| CERT | \$ 225,000.00 | \$ - | \$ - | \$ 225,000.00 | 0% |
| MMRS | \$ 125,000.00 | \$ - | \$ - | \$ 125,000.00 | 0% |
| Las Vegas Bomb Squad | \$ 120,670.00 | \$ - | \$ - | \$ 120,670.00 | 0% |
| CBRNE | \$ 285,500.00 | \$ - | \$ - | \$ 285,500.00 | 0% |
| City of Mesquite | | | | | |
| Mesquite Network Security | \$ 18,620.00 | \$ - | \$ - | \$ 18,620.00 | 0% |
| City of North Las Vegas | | | | | |
| OEMMCI Vehicle | \$ 70,000.00 | \$ - | \$ - | \$ 70,000.00 | 0% |
| Enterprise Surveillance System | \$ 200,000.00 | \$ - | \$ - | \$ 200,000.00 | 0% |
| Clark County | | | | | |
| Emergency Mgmt. Op. Coord. | \$ 60,000.00 | \$ - | \$ - | \$ 60,000.00 | 0% |
| EOC Enhancements | \$ 293,000.00 | \$ - | \$ - | \$ 293,000.00 | 0% |
| Emergency Communication Project | \$ 32,000.00 | \$ - | \$ - | \$ 32,000.00 | 0% |
| Clark County School District | | | | | |
| School Radio Interop. Comm. | \$ 200,000.00 | \$ - | \$ - | \$ 200,000.00 | 0% |
| Dignity Health St. Rose Dominican | | | | | |
| Enhanced Communication for Emergency Call Center | \$ 60,000.00 | \$ - | \$ - | \$ 60,000.00 | 0% |
| Las Vegas Water | | | | | |
| So. Nv. SCADA | \$ 121,072.00 | \$ - | \$ - | \$ 121,072.00 | 0% |
| LVMPD | | | | | |
| SNCTC/Fusion | \$ 544,008.00 | \$ - | \$ - | \$ 544,008.00 | 0% |
| CBRNE Response & Exploitation | \$ 219,500.00 | \$ - | \$ - | \$ 219,500.00 | 0% |
| So. Nv. Health District | | | | | |
| Public Health Analytical SNCTC FTE | \$ 85,780.00 | \$ - | \$ - | \$ 85,780.00 | 0% |
| S. Nv. Health Dist. Infrastructure Security | \$ 35,000.00 | \$ - | \$ - | \$ 35,000.00 | 0% |
| Total | \$ 2,695,150.00 | \$ - | \$ - | \$ 2,695,150.00 | 0% |



HSGP INVESTMENT STATUS INTO 2018

AGENDA ITEM #5, I.

STATE HOMELAND SECURITY PROGRAM (SHSP) OVERALL BALANCES 2015-2017

- Grant Award Total - \$10,659,950
- Claims - \$3,907,167.81
- Deob/Reob - \$100,762,62
- Balance - \$6,652,019.57

URBAN AREA SECURITY INITIATIVE (UASI) OVERALL BALANCES 2015-2017

- Grant Award Total - \$8,359.050
- Claims - \$3,639,954.81
- Deob/Reob - \$31,045,.39
- Balance - \$4,688,049.80



2017 THIRA & SPR SUMMARY

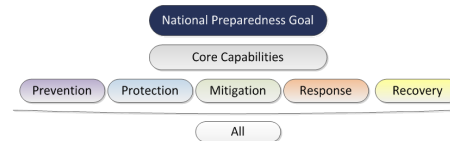
AGENDA ITEM #5, II.

WHAT IS THE THIRA?



The *Threat and Hazard Identification and Risk Assessment* is the annual process by which all states identify the events or conditions under which state capabilities are planned for and measured. It is the foundational assessment, under which the State Preparedness Report is conducted.

WHAT IS THE SPR ?



The *State Preparedness Report* is the annual process of measuring the states “core capabilities” contained in five mission areas against the events identified in the THIRA.

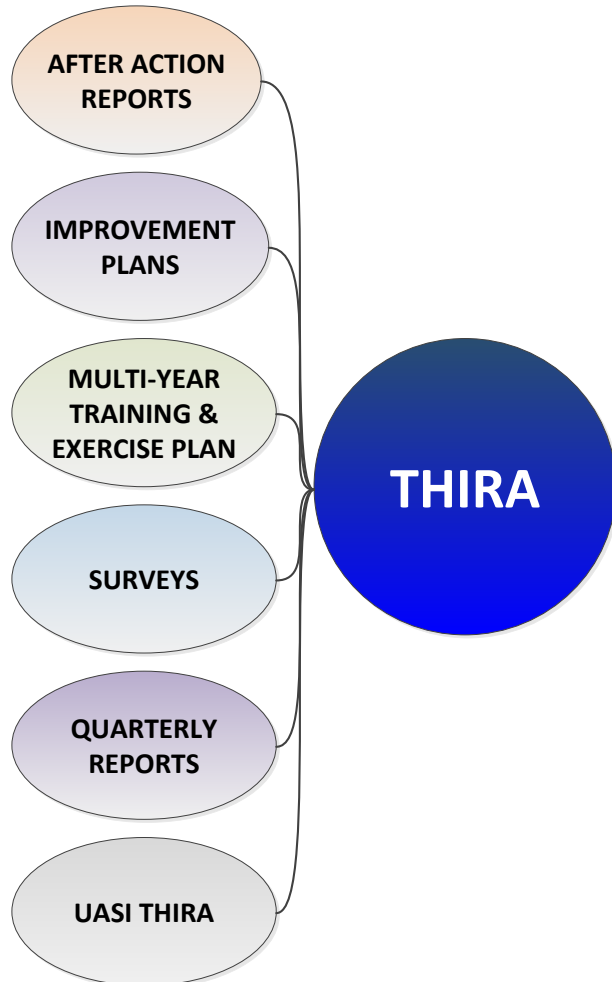
FEMA requires each state to identify the top 5-6 events from the THIRA to measure capability against.

The theory: *Build capability for the top 5-6 events and lesser events should have capabilities sufficient for response.*



2017 THIRA & SPR SUMMARY

AGENDA ITEM #5, II.



THE 2017 THIRA PROCESS WAS MULTI-FACETED AND INVOLVED:

- Statewide participation in multi-source input regarding capabilities; and
- Outreach to Federal, State, County, City, Regional Government, Tribal, Non-Profit, and Private Sector partners.



FOUNDATIONAL GUIDANCE FOR THIRA

AGENDA ITEM #5, II.

- **CPG 201:**
Comprehensive Preparedness Guide (CPG) for Threat Hazard Analysis and Risk Assessment
- **CPG 301:**
Comprehensive Preparedness Guide for Capability Estimation
- **State of Nevada Enhanced Multi-Hazard Mitigation Plan**
- **Nevada THIRA, SPR – Data from 2011- 2017**



TOP THIRA THREATS

2017 SHSP THIRA

AGENDA ITEM #5, II.

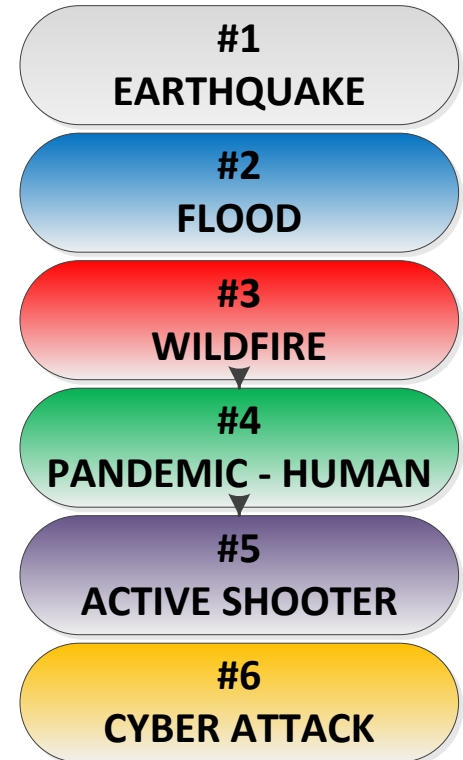
WHAT IS RISK?

- Potential for unwanted outcome resulting from an incident, event, or occurrence determined by likelihood and associated consequence

THE THIRA PROCESS ENSURES:

- Management and planning for the greatest risks across a spectrum of threats and hazards;
- Helps communities identify capability targets and resource requirements necessary to address anticipated and unanticipated risks; and
- Identification of threats and hazards, giving context, establishing capability targets for each core capability, and application of results.

Nevada's Top Statewide Threats In 2017





HEATMAP COMPARISON 2015-2017

AGENDA ITEM #5, II.

| | | | | |
|---|--------|--------|--------|---------|
| | | | | |
| 0-20% | 21-40% | 41-60% | 61-80% | 81-100% |
| Relative Level of Capability per POETE Element | | | | |
| P=Planning, O=Organization, Eq=Equipment, T=Training, Ex=Exercise | | | | |

2017

2016

2015

| State of Nevada 2017 - SPR Results | | | | | | |
|------------------------------------|---|---|---|----|---|----|
| Mission Areas | Core Capability | P | O | Eq | T | Ex |
| ALL | Planning | 4 | 4 | 3 | 3 | 3 |
| | Public Information and Warning | 3 | 4 | 3 | 3 | 3 |
| | Operational Coordination | 4 | 4 | 4 | 3 | 3 |
| PREVENTION PROTECTION | Forensics and Attribution | 3 | 3 | 3 | 3 | 3 |
| | Intelligence and Information Sharing | 4 | 3 | 3 | 3 | 3 |
| | Interdiction and Disruption | 3 | 3 | 3 | 3 | 3 |
| | Screening Search and Detection | 3 | 3 | 2 | 2 | 1 |
| | Access Control and Identity Verification | 3 | 3 | 3 | 3 | 2 |
| PROTECTION | Cybersecurity | 2 | 3 | 3 | 2 | 2 |
| | Physical Protective Measures | 3 | 3 | 4 | 3 | 3 |
| | Risk Management for Protection Programs and Activities | 3 | 3 | 3 | 3 | 3 |
| | Supply Chain Integrity and Security | 2 | 3 | 3 | 2 | 1 |
| | Community Resilience | 3 | 4 | 3 | 3 | 3 |
| MITIGATION | Long-Term Vulnerability Reduction | 3 | 3 | 3 | 3 | 3 |
| | Risk and Disaster Resilience Assessment | 3 | 3 | 3 | 3 | 2 |
| | Threats and Hazards Identification | 4 | 4 | 3 | 4 | 4 |
| | Critical Transportation | 4 | 3 | 3 | 4 | 2 |
| RESPONSE REC | Environmental Response/Health and Safety | 4 | 4 | 3 | 3 | 3 |
| | Fatality Management Services | 4 | 3 | 3 | 2 | 2 |
| | Fire Management and Suppression | 4 | 4 | 4 | 4 | 4 |
| | Infrastructure Systems | 4 | 4 | 4 | 4 | 3 |
| | Logistics and Supply Chain Management | 3 | 3 | 3 | 3 | 2 |
| | Mass Care Services | 4 | 3 | 3 | 3 | 3 |
| | Mass Search and Rescue Operations | 3 | 3 | 3 | 3 | 3 |
| | On-Scene Security, Protection, and Law Enforcement | 4 | 4 | 3 | 4 | 3 |
| | Operational Communications | 4 | 4 | 3 | 3 | 3 |
| | Public Health, Healthcare, and Emergency Medical Services | 4 | 4 | 4 | 4 | 4 |
| | Situational Assessment | 3 | 3 | 3 | 3 | 3 |
| | Economic Recovery | 2 | 2 | 2 | 2 | 2 |
| RECOVERY | Health and Social Services | 3 | 3 | 2 | 2 | 2 |
| | Housing | 2 | 2 | 2 | 2 | 2 |
| | Natural and Cultural Resources | 3 | 3 | 2 | 2 | 2 |

| State of Nevada 2016 - SPR Results | | | | | | |
|------------------------------------|---|---|---|----|---|----|
| Mission Areas | Core Capability | P | O | Eq | T | Ex |
| ALL | Planning | 4 | 4 | 4 | 4 | 3 |
| | Public Information and Warning | 4 | 4 | 2 | 3 | 3 |
| | Operational Coordination | 4 | 4 | 4 | 4 | 3 |
| PREVENTION PROTECTION | Forensics and Attribution | 2 | 2 | 2 | 2 | 1 |
| | Intelligence and Information Sharing | 4 | 4 | 4 | 4 | 3 |
| | Interdiction and Disruption | 4 | 4 | 3 | 3 | 4 |
| | Screening Search and Detection | 4 | 4 | 3 | 4 | 4 |
| | Access Control and Identity Verification | 3 | 3 | 2 | 3 | 2 |
| PROTECTION | Cybersecurity | 2 | 3 | 3 | 2 | 2 |
| | Physical Protective Measures | 4 | 4 | 3 | 4 | 3 |
| | Risk Management for Protection Programs and Activities | 3 | 3 | 3 | 3 | 3 |
| | Supply Chain Integrity and Security | 2 | 3 | 3 | 2 | 2 |
| | Community Resilience | 4 | 4 | 3 | 3 | 3 |
| MITIGATION | Long-Term Vulnerability Reduction | 3 | 3 | 2 | 3 | 3 |
| | Risk and Disaster Resilience Assessment | 3 | 4 | 2 | 3 | 1 |
| | Threats and Hazards Identification | 4 | 4 | 3 | 3 | 4 |
| | Critical Transportation | 3 | 4 | 4 | 4 | 3 |
| RESPONSE REC | Environmental Response/Health and Safety | 4 | 4 | 3 | 3 | 3 |
| | Fatality Management Services | 3 | 3 | 3 | 2 | 2 |
| | Fire Management and Suppression | 3 | 3 | 3 | 4 | 4 |
| | Infrastructure Systems | 4 | 4 | 3 | 3 | 3 |
| | Logistics and Supply Chain Management | 2 | 3 | 3 | 3 | 2 |
| | Mass Care Services | 3 | 3 | 3 | 3 | 2 |
| | Mass Search and Rescue Operations | 3 | 3 | 3 | 3 | 3 |
| | On-Scene Security, Protection, and Law Enforcement | 4 | 3 | 3 | 4 | 3 |
| | Operational Communications | 4 | 4 | 3 | 3 | 3 |
| | Public Health, Healthcare, and Emergency Medical Services | 4 | 4 | 4 | 3 | 4 |
| | Situational Assessment | 4 | 4 | 4 | 3 | 3 |
| | Economic Recovery | 2 | 2 | 2 | 2 | 2 |
| RECOVERY | Health and Social Services | 3 | 3 | 3 | 3 | 2 |
| | Housing | 2 | 3 | 1 | 1 | 1 |
| | Natural and Cultural Resources | 3 | 3 | 3 | 3 | 3 |

| State of Nevada 2015 - SPR Results | | | | | | |
|------------------------------------|--|-----|-----|-----|-----|-----|
| Mission Areas | Core Capability | P | O | Eq | T | Ex |
| ALL | Planning | 4 | 5 | 4 | 4 | 4 |
| | Public Information and Warning | 4 | 4 | 4 | 4 | 3 |
| | Operational Coordination | 4 | 5 | 4 | 5 | 4 |
| PREVENTION PROTECTION | Forensics and Attribution | 4 | 4 | 5 | 4 | 5 |
| | Intelligence Information and Sharing | 4 | 4 | 5 | 4 | 4 |
| | Interdiction and Disruption | 4 | 4 | 3 | 3 | 3 |
| | Screening Search and Detection | 3 | 3 | 4 | 4 | 4 |
| | Access Control and Identity Verification | 4 | 5 | 4 | 2 | 1 |
| PROTECTION | Cybersecurity | 2 | 3 | 2 | 2 | 3 |
| | Physical Protective Measures | 4 | 4 | 3 | 3 | 3 |
| | Risk Management for Protection Programs and Activities | 4 | 4 | 5 | 5 | |
| | Supply Chain Integrity and Security | 2 | 4 | 3 | 2 | 2 |
| | Community Resilience | 5 | 4 | 5 | 4 | 4 |
| MITIGATION | Long-Term Vulnerability Reduction | 2 | 2 | 4 | 2 | 2 |
| | Risk and Disaster Resilience Assessment | 3 | 3 | 3 | 3 | 3 |
| | Threat and Hazard Identification | 4 | 5 | 5 | 5 | |
| | Critical Transportation | 4 | 4 | 3 | 5 | 4 |
| RESPONSE REC | Environmental Response/Health and Safety | 4 | 4 | 4 | 4 | 3 |
| | Fatality Management Services | 4 | 4 | 3 | 3 | 4 |
| | Fire Management and Suppression | NEW | NEW | NEW | NEW | NEW |
| | Infrastructure Systems | 4 | 4 | 4 | 3 | 3 |
| | Mass Care Services | 3 | 3 | 3 | 2 | 3 |
| | Mass Search and Rescue Operations | 4 | 4 | 2 | 4 | 4 |
| | On-Scene Security and Protection | 4 | 4 | 4 | 4 | 3 |
| | Operational Communications | 3 | 4 | 4 | 2 | 2 |
| | Public and Private Services and Resources | 3 | 4 | 4 | 2 | 3 |
| | Public Health and Medical Services | 5 | 5 | 5 | 5 | 5 |
| | Situational Assessment | 5 | 4 | 3 | 3 | 4 |
| | Economic Recovery | 2 | 2 | 2 | 1 | 1 |
| RECOVERY | Health and Social Services | 3 | 3 | 3 | 3 | 2 |
| | Housing | 1 | 1 | 1 | 1 | 1 |
| | Natural and Cultural Resources | 2 | 3 | 1 | 1 | 1 |

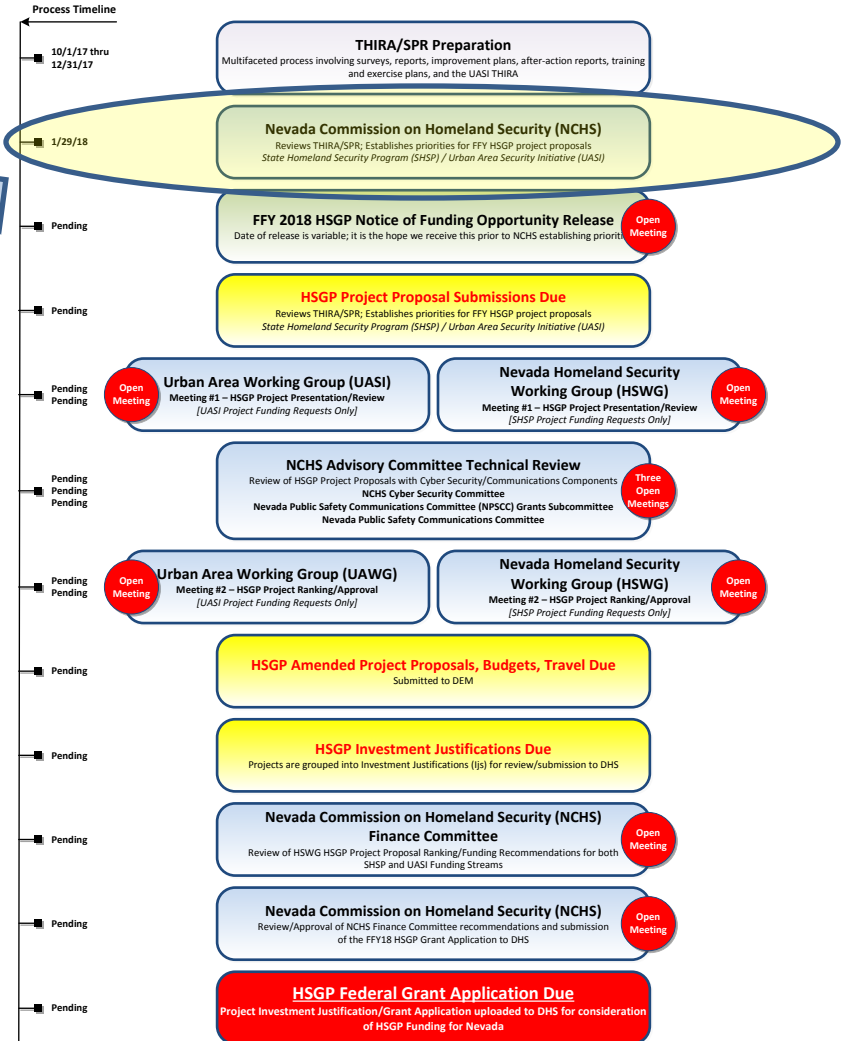
Progress in identifying accurate capability gaps for Nevada



2018 HSGP MEETING CYCLE

AGENDA ITEM #5, III.

The Establishment of FFY 2018 Priorities will initiate the beginning of the HSGP meeting cycle moving forward





2018 HSGP MEETING CYCLE

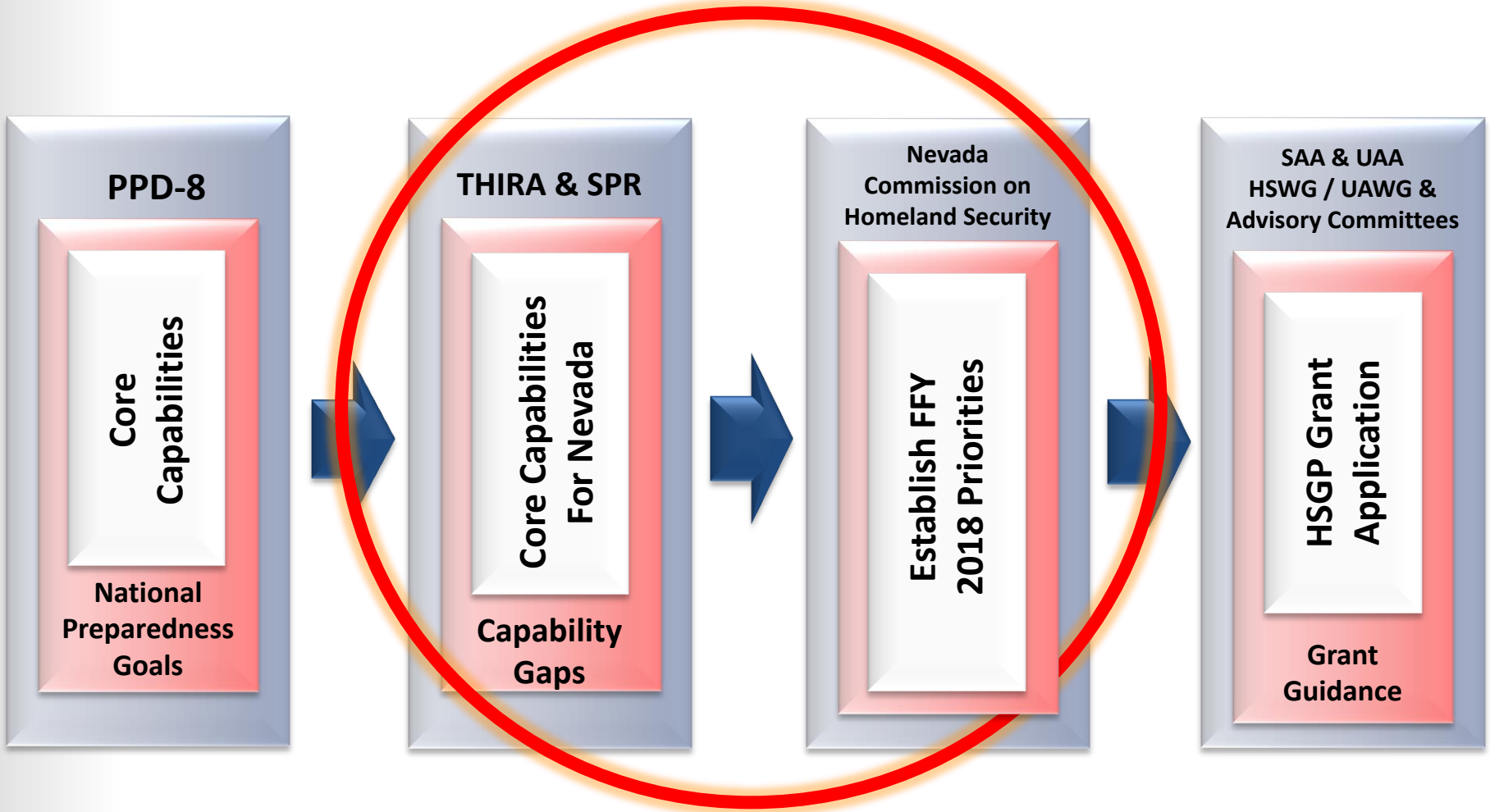
AGENDA ITEM #5, III.

| Meeting | Purpose | Timeline |
|---|--|-------------------------|
| 2017 THIRA/SPR Completion | Catalogue Nevada's threats and hazards as it relates to state preparedness | Complete as of 12/31/18 |
| Nevada Commission on Homeland Security (NCHS) #1 | Establishment of 2018 HSGP Priorities | TODAY |
| Cyber Security Committee (CSC) #1 | Advisory creation of specific priorities for the state relating to cyber security and communications | 1/24/18 |
| Nevada Public Safety Communications Committee (NPSCC) #1 | | 2/15/18 |
| Nevada Homeland Security Working Group (HSWG) #1 | Presentation, review, and vetting of HSGP Projects submitted for the SHSP and UASI funding | TBD |
| Urban Area Working Group (UAWG) #1 | | TBD |
| Cyber Security Committee (CSC) #2 | Rank Prioritization of specific HSGP Projects submitted for cybersecurity and communication projects | TBD |
| Nevada Public Safety Communications Committee (NPSCC) - Grants Subcommittee | | TBD |
| Nevada Public Safety Communications Committee (NPSCC) #2 | | TBD |
| Nevada Homeland Security Working Group (HSWG) #2 | Creation of advisory project proposal recommendations for 2018 HSGP | TBD |
| Urban Area Working Group (UAWG) #2 | | TBD |
| Finance Committee Meeting | Final review/approval of HSWG recommendations | TBD |
| Nevada Commission on Homeland Security (NCHS) #2 | Final 2018 HSGP Project approval and authorization to submit federal grant application | TBD |



ALIGNMENT IS ESSENTIAL FOR A SUCCESSFUL HSGP PROCESS

AGENDA ITEM #5, III.





WORKING GROUP PROCESSES

AGENDA ITEM #5, IV.

NEVADA HOMELAND SECURITY WORKING GROUP (HSWG)

- Established through EO 2015-32; Responsible to ensure statewide collaboration in development and implementation of security and emergency management preparedness initiatives
- Advisory body to the Commission; Current membership: 32 voting members representing city, county, tribal, state, and private sector organizations.
- Meets twice to vet, then rank-prioritize statewide HSGP projects
- Caleb Cage, SAA and Co-Chair of HSWG

URBAN AREA WORKING GROUP (UAWG)

- Established in 2003; Responsible for supporting the HSGP by reviewing projects, programs, investment justifications, response to DHS program requirements, and consensus on requests for allocation/reallocation of UASI funding
- Membership is comprised of urban area representatives from Clark County, the cities, Las Vegas Paiute Indian Tribe, VOAD, and others as required in the grant guidance.
- Meets in a parallel process with the HSWG to vet, then rank-prioritize urban area HSGP projects
- John Steinbeck, UAA and Co-Chair of HSWG



FEDERAL BUDGET STATUS

AGENDA ITEM #5, v.

FEDERAL ALLOCATIONS

| FFY17 – Last Year | | FFY18 – This Year | Change |
|-------------------|---------------|-------------------|--------|
| SHSP | \$402M | ? | ? |
| UASI | \$580M | ? | ? |

NEVADA ALLOCATIONS

| FFY17 – Last Year | | FFY18 – This Year | Change |
|-------------------|----------------|-------------------|--------|
| SHSP | \$3.75M | ? | ? |
| UASI | \$2.84M | ? | ? |



AGENDA ITEM #6

DISCUSSION AND IDENTIFICATION OF COMMISSIONER CORE CAPABILITY PRIORITIES FOR FFY 2018



Caleb Cage, Chief and Homeland Security Advisor (HSA)
Nevada Division of Emergency Management and Homeland Security



PRIORITIES INDICATION WORKSHEET

AGENDA ITEM #6

Commissioners will use the **2018 Priorities Indication Worksheet** to rank and prioritize Core Capabilities encompassed within the six denoted Mission Areas.

Commissioner's individual scoring sheets will be collected, aggregated, and presented during Agenda Item #9 to establish the 2018 Priorities for the Commission.

Nevada Commission on Homeland Security
2018 Priorities Indication Worksheet

Commissioner Name: _____ Date: _____

| Mission Area | Core Capability Evaluation | Rank | State of Nevada POE Results | | | | |
|----------------------------|---|------|-----------------------------|---|----|---|----|
| | | | P | O | Eq | T | Ex |
| 1 ALL | Planning | | | | | | |
| | Public Information and Warning | | 4 | 4 | 3 | 3 | 3 |
| 2 PREVENTION & PROTECTION | Operational Coordination | | 4 | 4 | 4 | 3 | 3 |
| | Reference and Attribution | | 4 | 4 | 4 | 3 | 3 |
| | Intelligence and Information Sharing | | 3 | 3 | 3 | 3 | 3 |
| | Interdiction and Disruption | | 4 | 3 | 3 | 3 | 3 |
| | Screening, Search, and Detection | | 3 | 3 | 3 | 3 | 3 |
| 3 PROTECTION | Access Control and Identity Verification | | 3 | 3 | 2 | 2 | 2 |
| | Cybersecurity | | 3 | 3 | 3 | 3 | 3 |
| | Physical Protective Measures | | 3 | 3 | 3 | 3 | 2 |
| | Risk Management for Protection Programs and Activities | | 2 | 3 | 3 | 2 | 2 |
| 4 MITIGATION | Supply Chain Integrity and Security | | 3 | 3 | 4 | 3 | 3 |
| | Community Resilience | | 3 | 3 | 3 | 3 | 3 |
| | Long-Term Vulnerability Reduction | | 2 | 3 | 3 | 2 | 2 |
| | Risk and Disaster Resilience Assessment | | 3 | 4 | 3 | 3 | 3 |
| 5 RESPONSE & REC | Threats and Hazards Identification | | 3 | 3 | 3 | 3 | 3 |
| | Critical Transportation | | 3 | 3 | 3 | 3 | 2 |
| | Environmental Response/Health and Safety | | 4 | 4 | 3 | 4 | 4 |
| | Fatality Management Services | | 4 | 3 | 3 | 4 | 2 |
| | Fire Management and Suppression | | 4 | 4 | 3 | 3 | 3 |
| | Infrastructure Systems | | 4 | 3 | 3 | 2 | 2 |
| | Logistics and Supply Chain Management | | 4 | 4 | 4 | 4 | 4 |
| | Mass Care Services | | 4 | 4 | 4 | 4 | 3 |
| | Mass Search and Rescue Operations | | 3 | 3 | 3 | 3 | 2 |
| | On-Scene Security, Protection, and Law Enforcement | | 4 | 3 | 3 | 3 | 3 |
| Operational Communications | | 3 | 3 | 3 | 3 | 3 | |
| 6 RECOVERY | Public Health, Healthcare, and Emergency Medical Services | | 4 | 4 | 3 | 4 | 3 |
| | Situational Assessment | | 4 | 4 | 3 | 3 | 3 |
| | Economic Recovery | | 4 | 4 | 4 | 4 | 4 |
| | Health and Social Services | | 3 | 3 | 3 | 3 | 3 |
| N/A | Housing | | 2 | 2 | 2 | 2 | 2 |
| | Natural and Cultural Resources | | 3 | 3 | 2 | 2 | 2 |
| | | | 2 | 2 | 2 | 2 | 2 |

CHECK #1: Make sure you have chosen a total of 10 Core Capabilities to rank (1-10)
CHECK #2: Make sure you chose at least one Core Capability within each Mission Area

Relative Level of Capability per POE Element

Thank you!!

If you have chosen 10 capabilities, and ranked 1-10, the field below will equate to 55.

| | |
|----|--------------|
| P | Planning |
| O | Organization |
| Eq | Equipment |
| T | Training |
| Ex | Exercise |



PRIORITIES INDICATION INSTRUCTIONS

AGENDA ITEM #6

Nevada Commission on Homeland Security
2018 Priorities Indication Worksheet

Commissioner Name: **Jane/Joe Commissioner** Date: **January 29, 2018**

Instructions:

Please select **10** core capabilities to rank on the 2018 Priorities Indication Worksheet

Ensure you choose at least one Core Capability in each of the Mission Area Sections:

- ALL
- PREVENTION
- PROTECTION
- MITIGATION
- RESPONSE
- RECOVERY

And choose another 4 Core Capabilities in any Mission Area you prefer.

Your information packet contains the **FEMA Core Capabilities** that define and explain the Mission Areas and Core Capabilities

National Preparedness Goal

Core Capabilities

Prevention

Protection

Mitigation

Response

Recovery

All

| Mission # | Mission Area | Core Capability Evaluation | | Rank | State of Nevada SPR Results | | | | |
|-----------|-------------------------|--|--|------|---|---|----|---|----|
| | | FEMA CORE CAPABILITIES | Please rank your chosen Core Capabilities from 1 to 10; 1 = Highest Priority; 10 = Lowest Priority | | P | O | Eq | T | Ex |
| 1 | ALL | Planning | | 3 | | | | | |
| | | Public Information and Warning | | | | | | | |
| | | Operational Coordination | | | | | | | |
| 2 | PREVENTION & PROTECTION | Forensics and Attribution | | 10 | | | | | |
| | | Intelligence and Information Sharing | | | | | | | |
| | | Interdiction and Disruption | | | | | | | |
| | | Screening, Search, and Detection | | | | | | | |
| 3 | PROTECTION | Access Control and Identity Verification | | 2 | | | | | |
| | | Cybersecurity | | | | | | | |
| | | Physical Protective Measures | | | | | | | |
| | | Risk Management for Protection Programs and Activities | | | | | | | |
| 4 | MITIGATION | Community Resilience | | 9 | | | | | |
| | | Long-Term Vulnerability Reduction | | | | | | | |
| | | Risk and Disaster Resilience Assessment | | | | | | | |
| | | Threats and Hazards Identification | | | | | | | |
| 5 | RESPONSE & REC | Critical Transportation | | 6 | | | | | |
| | | Environmental Response/Health and Safety | | | | | | | |
| | | Fatality Management Services | | | | | | | |
| | | Fire Management and Suppression | | | | | | | |
| | | Infrastructure Systems | | | | | | | |
| | | Logistics and Supply Chain Management | | | | | | | |
| | | Mass Care Services | | | | | | | |
| | | Mass Search and Rescue Operations | | | | | | | |
| | | On-Scene Security, Protection, and Law Enforcement | | | | | | | |
| | | Operational Communications | | | | | | | |
| 6 | RECOVERY | Public Health, Healthcare, and Emergency Medical Services | | 7 | | | | | |
| | | Situational Assessment | | | | | | | |
| | | Economic Recovery | | | | | | | |
| | | Health and Social Services | | | | | | | |
| | | CHECK #1: Make sure you have chosen a total of 10 Core Capabilities to rank (1-10) | | | If you have chosen 10 capabilities, and ranked 1-10, the field below will equate to 55 | | | | |
| | | CHECK #2: Make sure you chose at least one Core Capability within each Mission # | | | If you fill out the form electronically, this field should total 55; if not, please recheck | | | | |
| | | Relative Level of Capability per POETE Element | | | Thank you!! | | | | |
| | | | | | 55 | | | | |



QUESTIONS?



AGENDA ITEM #7

BRIEFING ON THE STATUS OF THE STATE'S RESPONSE IN UPDATING RESORT EMERGENCY PLANS PER NRS 463.790

Caleb Cage, Chief and Homeland Security Advisor (HSA)

Nevada Division of Emergency Management and Homeland Security

John Steinbeck, Deputy Chief and Urban Area Administrator (UAA)

**Las Vegas Urban Area - Clark County Fire Department, Office of Emergency Management and
Homeland Security**



AGENDA ITEM #8

PRESENTATION BY THE NEVADA HOMELAND SECURITY WORKING GROUP CO-CHAIRS ON RECOMMENDATIONS FOR IMPROVING EMERGENCY MANAGEMENT AND HOMELAND SECURITY IN NEVADA

Caleb Cage, Chief and Homeland Security Advisor (HSA)

Nevada Division of Emergency Management and Homeland Security

John Steinbeck, Deputy Chief and Urban Area Administrator (UAA)

Las Vegas Urban Area - Clark County Fire Department, Office of Emergency Management and Homeland Security



AGENDA ITEM #9

PRESENTATION BY THE LAS VEGAS URBAN AREA WORKING GROUP CHAIR ON THE POTENTIAL FOR COMMISSION SUPPORT FOR THE METROPOLITAN STATISTICAL AREA (MSA) RANKING AND URBAN AREA SECURITY INITIATIVE (UASI) FUNDING

**John Steinbeck, Deputy Chief and Urban Area Administrator (UAA)
Las Vegas Urban Area - Clark County Fire Department, Office of Emergency Management and
Homeland Security**



UASI RELATIVE RISK PROFILE

AGENDA ITEM #9

RELATIVE RISK FORMULA

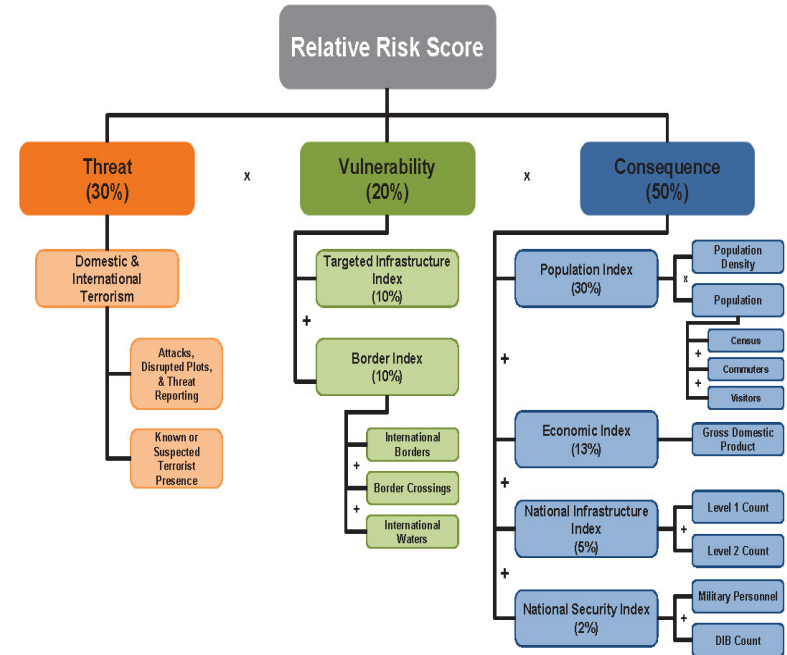
- Threat 30%
- Vulnerability 20%
- Consequence 50%

SPECIAL EVENT ASSESSMENT RATING (SEAR)

- Special events are not part of the formula

CLUSTERING OF CRITICAL INFRASTRUCTURE ASSETS

FY 2017 SHSP and UASI Risk Assessment





AGENDA ITEM #10

PRESENTATION OF SUMMARIZED AND RANK-ORDERED CORE CAPABILITIES FOR FFY 2018



Caleb Cage, Chief and Homeland Security Advisor (HSA)

Nevada Division of Emergency Management and Homeland Security